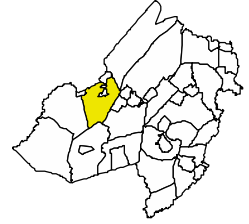


Established  
1740

# ROXBURY TOWNSHIP

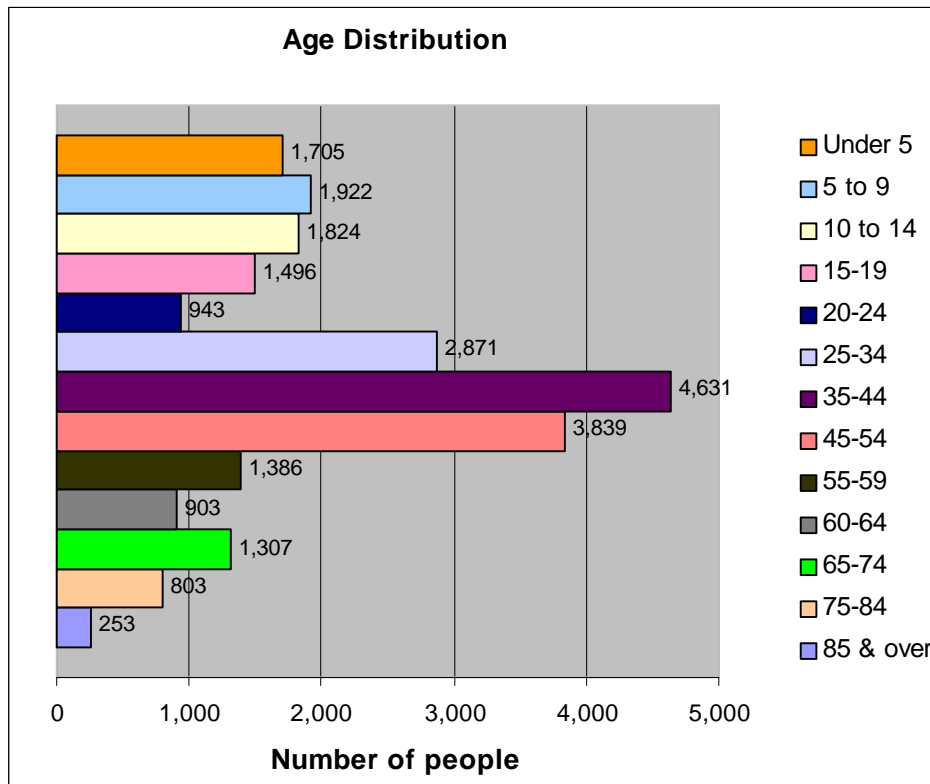


## OVERVIEW

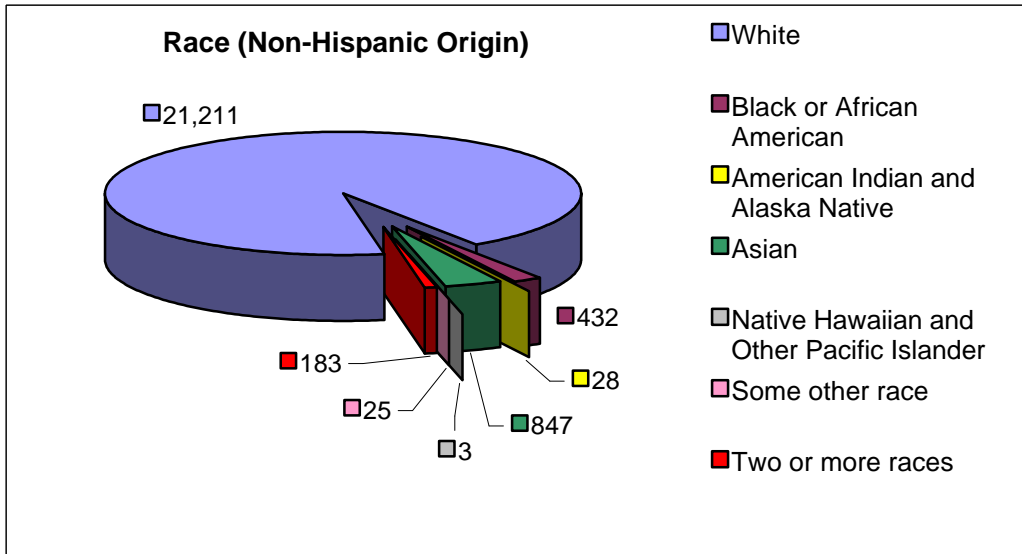
Incorporated in 1798, Roxbury Township contains some of the oldest settlements in the county. Original settlements include historic Succasunna, Ledgewood and Kenvil. The Morris Canal, fed by water from Lake Hopatcong, provided transportation and stimulated economic development in the township. One of the earliest industries in the township was the Hercules Powder Plant. Operations have ceased at the 600-acre site, which is now the focus for redevelopment along the Howard Boulevard/Interstate 80 interchange and Mt. Arlington Park and Ride. With access provided by Routes 206, 46 and 10, the township has become a major regional shopping destination for the western portion of the county and has been one of the most rapidly growing municipalities in the county.

POPULATION DATA	1990	2000	Change
Total population	20,429	23,883	3,454
Land size (miles <sup>2</sup> )	21.4	21.4	0
Density (persons/mile <sup>2</sup> )	955	1,117	162
Male	10,158	11,674	1,516
Female	10,271	12,209	1,938
Median age (years)	34.3	37.5	3.2

AGE GROUPS	2000	%
18 years and over	17,438	73.0
male	8,355	35.0
female	9,083	38.0
65 years and over	2,363	9.9
male	970	4.1
female	1,393	5.8



Roxbury



HOUSING	1990	2000	Change
Total housing units	6,799	8,550	1,751
Occupied units	6,497	8,364	1,867
Owner occupied	5,744	7,033	1,289
Renter occupied	753	1,331	578
Average size owner-occupied	3.19	2.97	-0.22
Average size renter-occupied	2.68	2.18	-0.50
Vacant units	302	186	-116
Seasonal or occasional use	46	37	-9

RACE BY HISPANIC ORIGIN	Hispanic	Total
White	899	22,110
Black or African American	24	456
American Ind.& Alaska Native	7	35
Asian	8	855
Native Hawaiian/ Oth. Pacific Isl.	14	17
Some other race	137	162
Two or more races	65	248
<b>Total Population</b>	<b>1,154</b>	<b>23,883</b>

HOUSEHOLD BY TYPE	2000	%
Total households	8,364	100.0
<b>Family households</b>	<b>6,534</b>	<b>78.1</b>
With children under 18	3,318	39.7
Married Couple	5,589	66.8
With children under 18	2,884	34.5
Female householder, no husband	727	8.7
With children under 18	348	4.2
<b>Non-family households</b>	<b>1,830</b>	<b>21.9</b>
Householder living alone	1,501	17.9
Householder 65 and over	544	6.5
Households w/ indiv. under 18	3,524	42.1
Households w/ indiv. 65 & over	1,711	20.5
Average household size	2.84	
Average family size	3.25	

RELATIONSHIP	2000	%
Total population	23,883	100.0
<b>In households</b>	<b>23,761</b>	<b>99.5</b>
Householder	8,364	35.0
Spouse	5,589	23.4
Child	8,062	33.8
Own child under 18	6,073	25.4
Other Relatives	1,039	4.4
Under 18	293	1.2
Nonrelatives	707	3.0
Unmarried partner	307	1.3
<b>In group quarters</b>	<b>122</b>	<b>0.5</b>
Institutionalized	65	0.3
Non-institutionalized	57	0.2