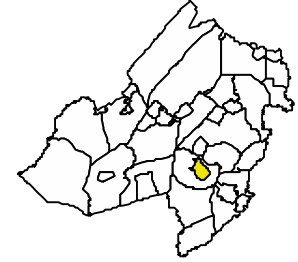




MORRISTOWN TOWN
 "Military Capital of the Revolution"

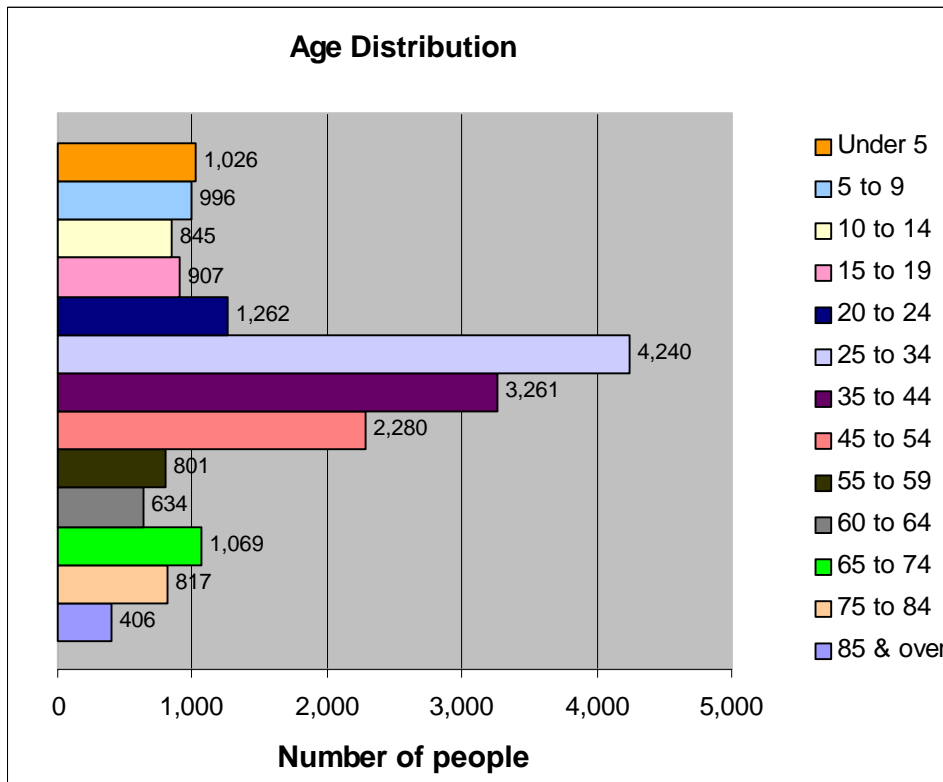


OVERVIEW

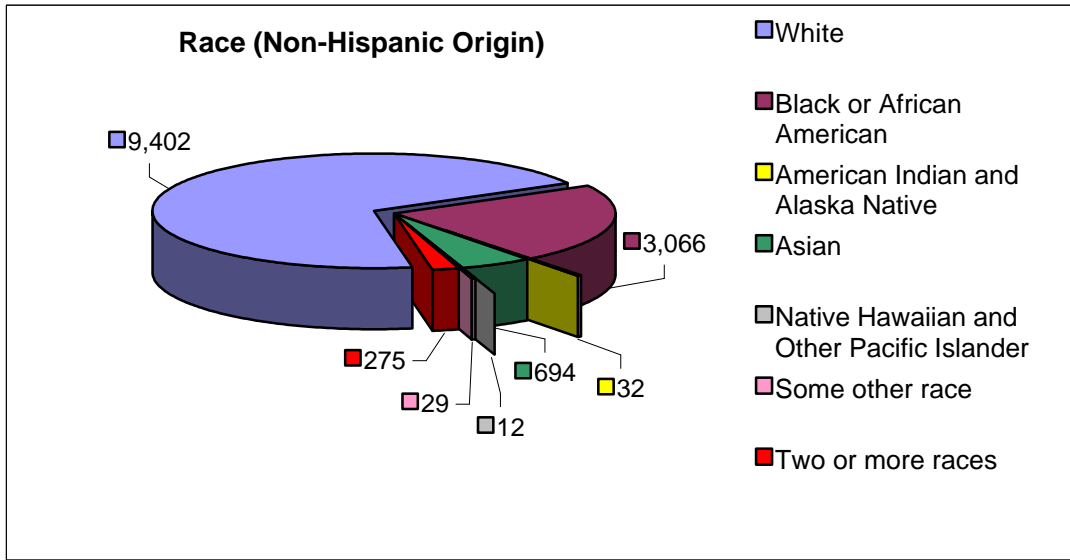
Incorporated in 1865, Morristown serves as the county seat. The town has maintained its historic character while allowing redevelopment to revitalize its downtown semi-urban atmosphere. Theaters, shops, hotels, restaurants, and government offices are all located within walking distance of bus and rail service. Notable residents include political cartoonist Thomas Nast and Morris Canal developer, George Maccullouch. The Green in the heart of town and Washington Headquarters are Morristown's more famous landmarks.

POPULATION DATA	1990	2000	Change
Total population	16,189	18,544	2,355
Land size (miles ²)	2.9	2.9	0
Density (persons/mile ²)	5,582	6,304	722
Male	7,688	9,302	1,614
Female	8,501	9,242	741
Median age (years)	34.8	35	0.2

AGE GROUPS	2000	%
18 years and over	15,140	81.6
male	7,558	40.8
female	7,582	40.9
65 years and over	2,292	12.4
male	840	4.5
female	1,452	7.8



Morristown



HOUSING	1990	2000	Change
Total housing units	7,061	7,615	554
Occupied units	6,712	7,252	540
Owner occupied	2,524	2,865	341
Renter occupied	4,188	4,387	199
Average size owner-occupied	2.61	2.62	0.01
Average size renter-occupied	2.08	2.30	0.22
Vacant units	349	363	14
Seasonal or occasional use	13	76	63

RACE BY HISPANIC ORIGIN	Hispanic	Total
White	3,050	12,452
Black or African American	78	3,144
American Ind. & Alaska Native	9	41
Asian	6	700
Native Hawaiian/ Oth. Pacific Isl.	0	12
Some other race	1,543	1,572
Two or more races	348	623
Total Population	5,034	18,544

HOUSEHOLD BY TYPE	2000	%
Total households	7,252	100.0
Family households	3,700	51.0
With children under 18	1,634	22.5
Married Couple	2,496	34.4
With children under 18	1,091	15.0
Female householder, no husband	867	12.0
With children under 18	430	5.9
Non-family households	3,552	49.0
Householder living alone	2,805	38.7
Householder 65 and over	739	10.2
Households w/ indiv. under 18	1,875	25.9
Households w/ indiv. 65 & over	1,574	21.7
Average household size	2.43	
Average family size	3.19	

RELATIONSHIP	2000	%
Total population	18,544	100.0
In households	17,617	95.0
Householder	7,252	39.1
Spouse	2,496	13.5
Child	4,002	21.6
Own child under 18	2,839	15.3
Other Relatives	1,589	8.6
Under 18	406	2.2
Nonrelatives	2,278	12.3
Unmarried partner	393	2.1
In group quarters	927	5.0
Institutionalized	595	3.2
Non-institutionalized	332	1.8