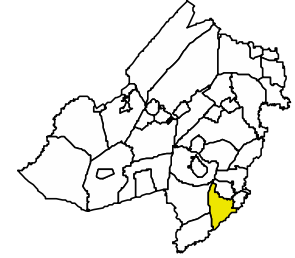




CHATHAM TOWNSHIP

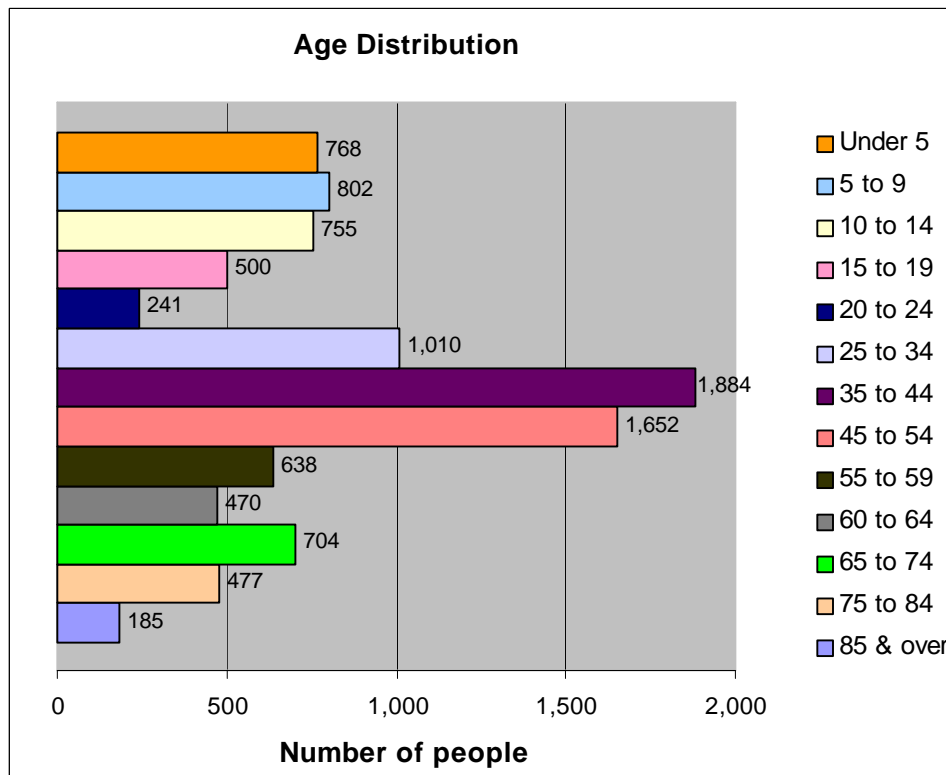


OVERVIEW

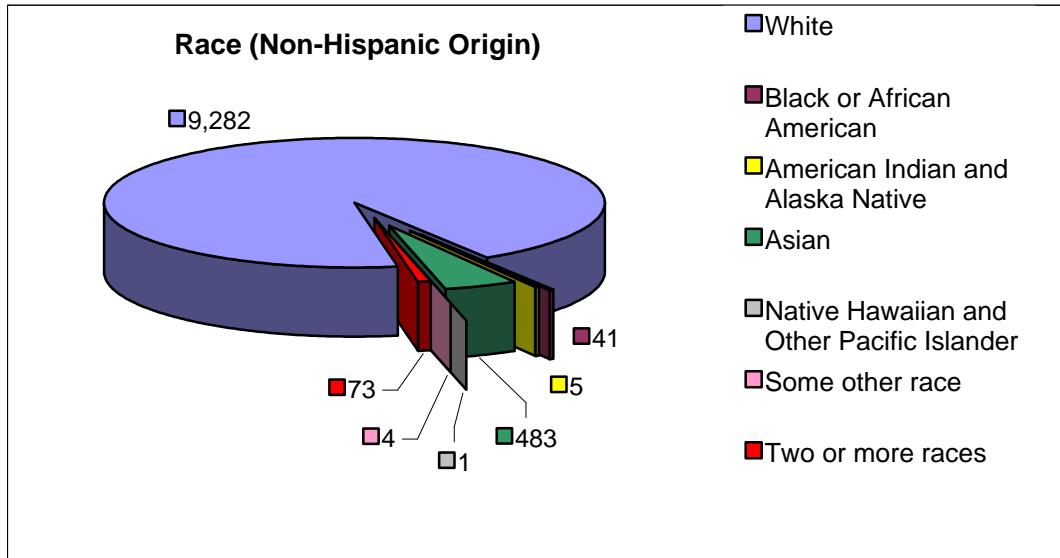
Chatham Township was incorporated in 1806, however, in 1897 Chatham Borough seceded from Chatham Township. Madison and Florham Park soon followed, leaving Chatham Township at its present geographic size in 1900. At the beginning of the 1900's, it had about 500 residents. Louis Mulford Noe, the Nation's largest producer of the American Beauty Rose, resided in Chatham Township and may have been the county's largest employer from the late 1800's to the early 1900's. Chatham Township contains a portion of the Great Swamp National Wildlife Refuge and the Passaic River County Park.

POPULATION DATA	1990	2000	Change
Total population	9,361	10,086	725
Land size (miles ²)	9.3	9.3	0
Density (persons/mile ²)	1,007	1,081	74
Male	4,529	4,803	274
Female	4,832	5,283	451
Median age (years)	39.2	40.1	0.9

AGE GROUPS	2000	%
18 years and over	7,392	73.3
male	3,410	33.8
female	3,982	39.5
65 years and over	1,366	13.5
male	562	5.6
female	804	8.0



Chatham Township



HOUSING	1990	2000	Change
Total housing units	3,729	4,019	290
Occupied units	3,571	3,920	349
Owner occupied	2,891	3,271	380
Renter occupied	680	649	-31
Average size owner-occupied	2.77	2.70	-0.07
Average size renter-occupied	1.86	1.76	-0.10
Vacant units	158	99	-59
Seasonal or occasional use	15	35	20

RACE BY HISPANIC ORIGIN	Hispanic	Total
White	170	9,452
Black or African American	4	45
American Ind. & Alaska Native	1	6
Asian	2	485
Native Hawaiian/ Oth. Pacific Isl.	0	1
Some other race	11	15
Two or more races	9	82
Total Population	197	10,086

HOUSEHOLD BY TYPE	2000	%
Total households	3,920	100.0
Family households	2,772	70.7
With children under 18	1,361	34.7
Married Couple	2,487	63.4
With children under 18	1,246	31.8
Female householder, no husband	230	5.9
With children under 18	103	2.6
Non-family households	1,148	29.3
Householder living alone	1,030	26.3
Householder 65 and over	342	8.7
Households w/ indiv. under 18	1,380	35.2
Households w/ indiv. 65 & over	922	23.5
Average household size	2.54	
Average family size	3.11	

RELATIONSHIP	2000	%
Total population	10,086	100.0
In households	9,968	98.8
Householder	3,920	38.9
Spouse	2,487	24.7
Child	3,205	31.8
Own child under 18	2,665	26.4
Other Relatives	165	1.6
Under 18	25	0.2
Nonrelatives	191	1.9
Unmarried partner	81	0.8
In group quarters	118	1.2
Institutionalized	102	1.0
Non-institutionalized	16	0.2